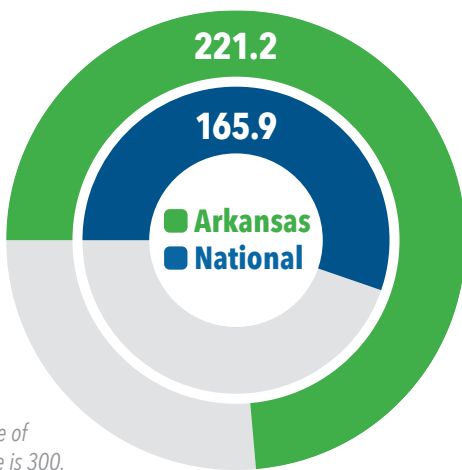


Heart Disease Deaths, Arkansas vs. National



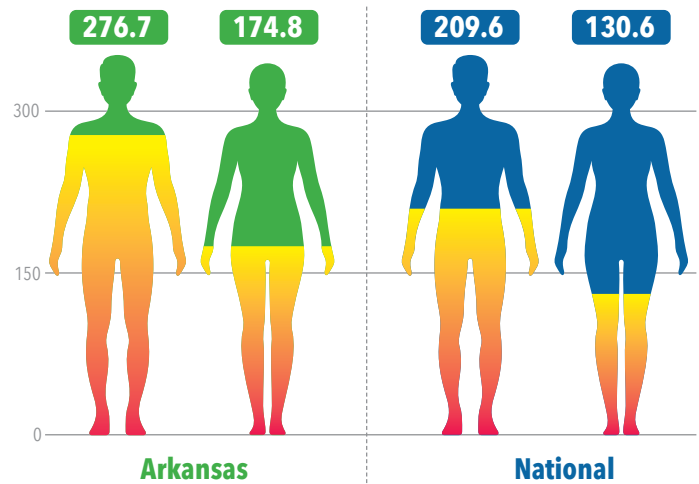
All data is per 100,000 people, age-adjusted, for 2014–2018.

DEATHS DUE TO ALL CAUSES OF HEART DISEASE

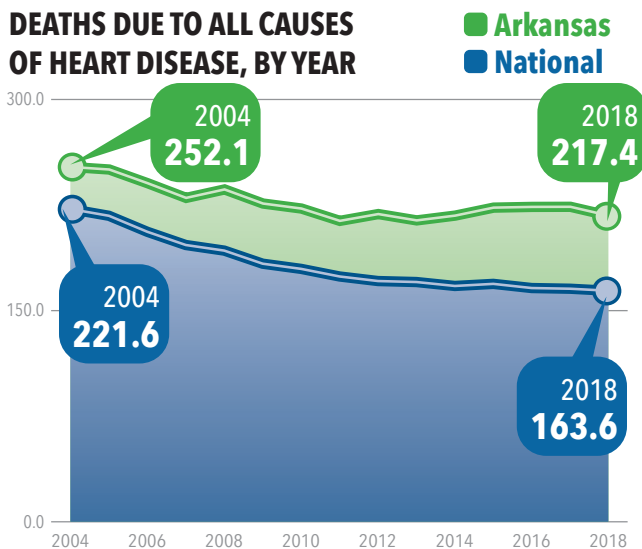


Total value of each circle is 300.

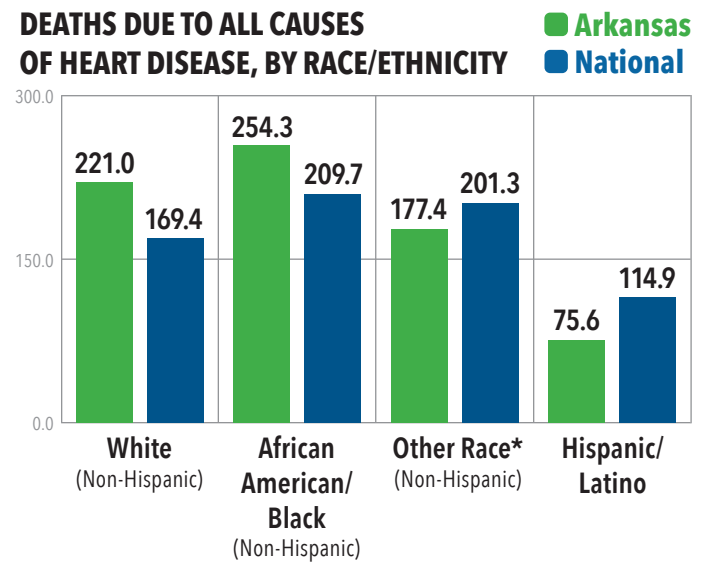
DEATHS DUE TO ALL CAUSES OF HEART DISEASE, BY GENDER



DEATHS DUE TO ALL CAUSES OF HEART DISEASE, BY YEAR



DEATHS DUE TO ALL CAUSES OF HEART DISEASE, BY RACE/ETHNICITY



American Heart Association®

*Other Race includes American Indian or Alaska Native, and Asian or Pacific Islander.

SOURCES: Elizabeth Hernandez, Community Impact Director—Northwest Arkansas and Little Rock, American Heart Organization Centers for Disease Control and Prevention, National Vital Statistics System. Accessed via CDC WONDER, 2014–18. Source geography: County • CDC, Behavioral Risk Factor Surveillance System (BRFSS). Additional data analysis by CARES, 2011–12.

