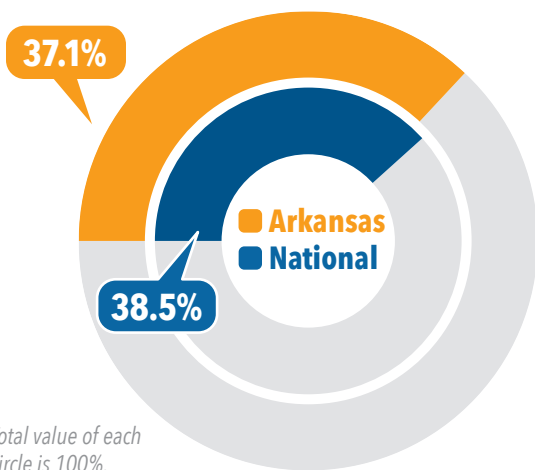




High Cholesterol (Adult), Arkansas vs. National

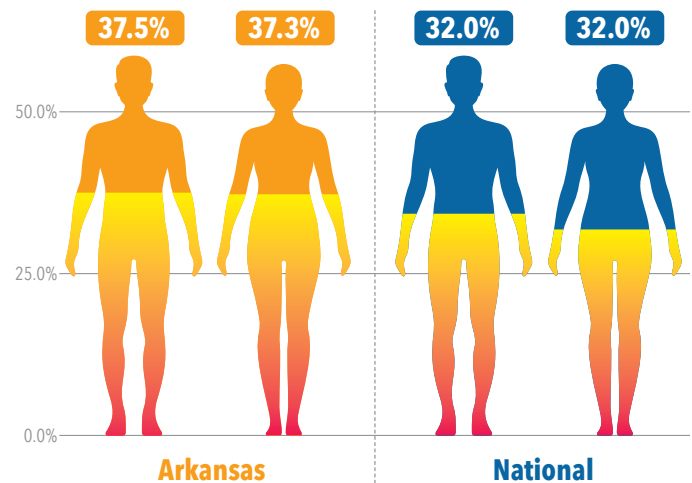
All data is per 100,000 people, age-adjusted. Data is for percentage of adults who reported having their cholesterol checked and were told by a health professional that it was high.

ADULTS WITH HIGH CHOLESTEROL

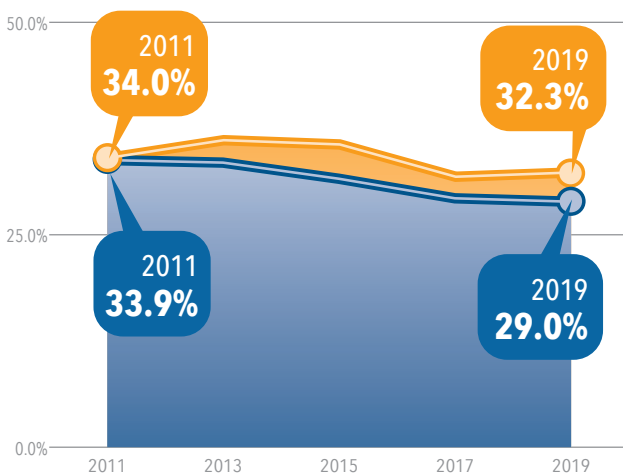


Total value of each circle is 100%.

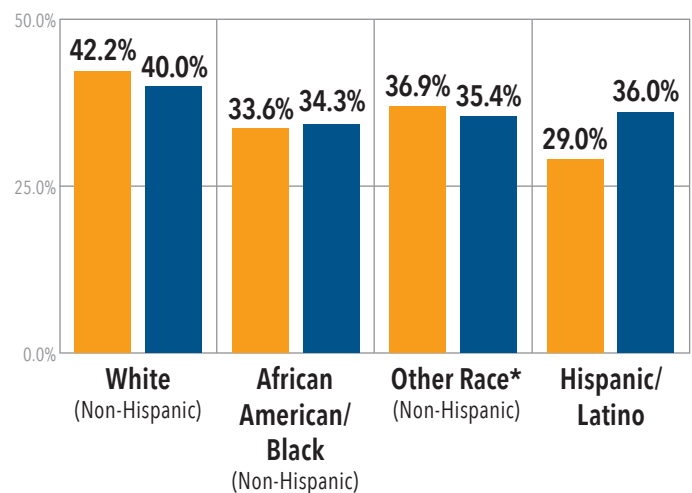
ADULTS WITH HIGH CHOLESTEROL, BY GENDER



ADULTS WITH HIGH CHOLESTEROL, BY YEAR



ADULTS WITH HIGH CHOLESTEROL, BY RACE/ETHNICITY



American Heart Association®

*Other Race includes American Indian or Alaska Native, and Asian or Pacific Islander.

SOURCES: Elizabeth Hernandez, Community Impact Director—Northwest Arkansas and Little Rock, American Heart Organization Centers for Disease Control and Prevention, National Vital Statistics System. Accessed via CDC WONDER. 2014–18. Source geography: County • CDC, Behavioral Risk Factor Surveillance System (BRFSS), 2019. Additional data analysis by CARES, 2011–12.

