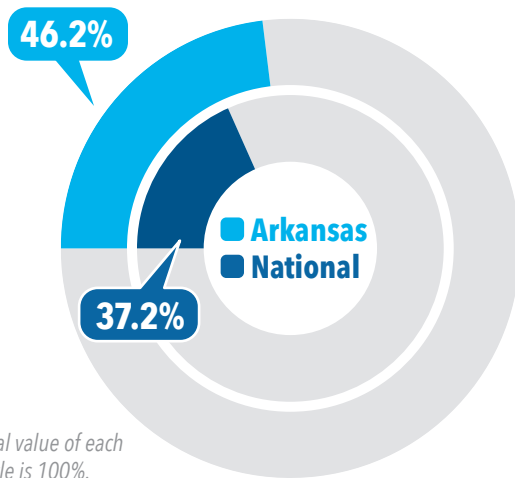


Stroke Deaths, Arkansas vs. National



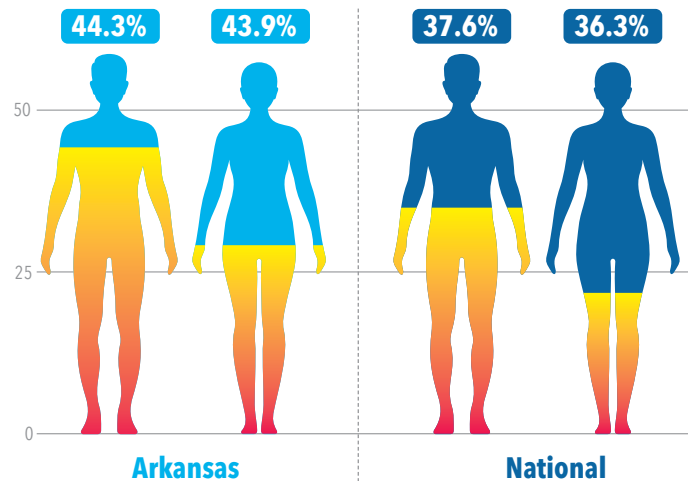
All data is per 100,000 people, age-adjusted, for 2014–2018.

STROKE DEATHS, ALL CAUSES

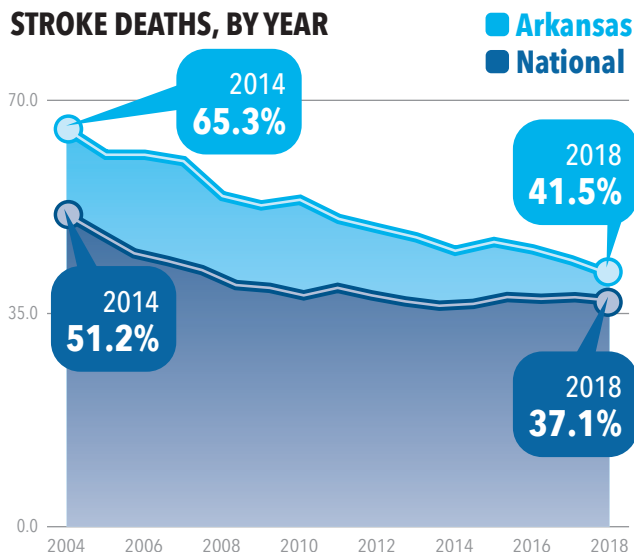


Total value of each circle is 100%.

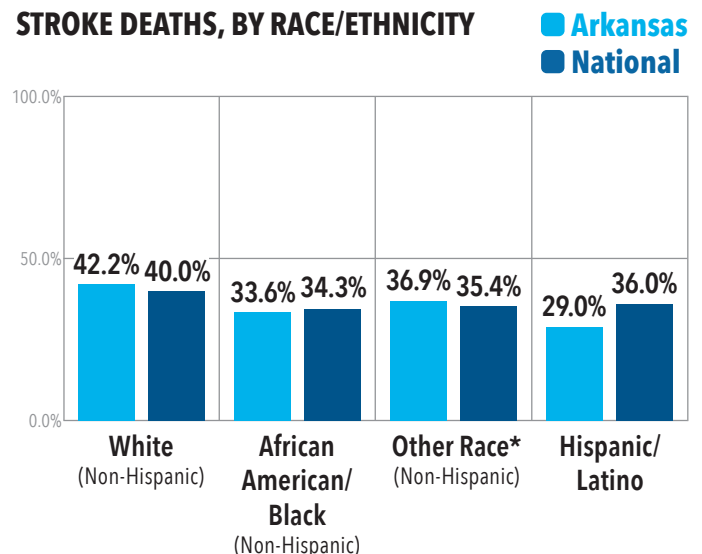
STROKE DEATHS, BY GENDER



STROKE DEATHS, BY YEAR



STROKE DEATHS, BY RACE/ETHNICITY



American
Heart
Association®

*Other Race includes American Indian or Alaska Native, and Asian or Pacific Islander.

SOURCES: Elizabeth Hernandez, Community Impact Director—Northwest Arkansas and Little Rock, American Heart Organization
Centers for Disease Control and Prevention, National Vital Statistics System. Accessed via CDC WONDER. 2014–18. Source geography: County • CDC, Behavioral Risk Factor Surveillance System (BRFSS). Additional data analysis by CARES, 2011–12.

